



## Happy Summer from PSC!

In the summer, the Library celebrates Summer Reading. Summer Reading is not just for kids! Anyone from babies to adults can win prizes for reading or listening to books. You can sign up at <https://ccclib.org/summer/>.

We had fun starting the summer with the PSC Community Celebration in June. We have some more fun summer events planned for learners and tutors. In July, we will have a Family Game Night. In September, we will have a PSC Book Club. You can read more about these events in this newsletter.

## In this Issue

Events for Learners & Tutors.....	2
Meet this Learner.....	3
Book Club.....	3
Free Computer Help.....	3
Learner Accomplishments.....	4
Travel Cost Help for Learners.....	4
PSC Celebration Pictures.....	5
Tutor Award Winners.....	6
Family Literacy Corner.....	7
Activities for Learners & Tutors....	8
Tutor Tip.....	9

You can find the meaning of words in **dark pink** in the Glossary on page 10.

# Events for Learners & Tutors

## Events for Learners

### Let's Talk Needs More Talkers!

With one-on-one tutoring, many learners do not get to meet other adult learners. But every month at "Let's Talk," learners can meet and share experiences.



For two years, "Let's Talk" has met on Zoom. We are hoping more learners will join. Learners choose discussion topics or vote on topics as a group.

Here are topics "Let's Talk" learners have shared and what they have learned:

**Smart Grocery Shopping:** Unhealthy cereals are put at kids' **eye-level**.

**Helping Your Community:** Smiling at someone helping you in a store can make them feel better.

**Using the Library:** With a library card, you can stream movies.

**Preparing for Natural Disasters:** Families should make a plan of where to meet if **evacuating** their home.

PSC staff members help the group. "Let's Talk" is different than an ESL Conversation group, but learner Simone S. says she has learned a lot about culture. "And I love meeting other learners," she says.

Here are the "Let's Talk" dates for the rest of the year. Learners get an email one week before the meeting and a second email the day before.

Wed., July 26, 10:30 to 11:30 AM

Tues., August 8, 6:00 to 7 PM

Wed., September 27, 10:30 to 11:30 AM

Tues., October 3, 6 to 7 PM

Wed., November 22, 10:30 to 11:30 AM

Tues., December 12, 6 to 7 PM

## Events for Tutors



### Tutor Coffee Hour

**Wednesday, August 16 from 9:30am-10:30am on Zoom**

Link: <https://tinyurl.com/CoffeewithPSC>

Stop by our bimonthly tutor coffee gathering. Stay the full hour or just pop in for a quick hello. Either way, we'd love to see you! Consider bringing:

- a tutoring tale, tip, or question
- a beverage of choice
- anything else you want to share

### Google Docs & Jamboard Workshop

**Tuesday, July 18, from 12-1 pm on Zoom**  
(link sent after RSVP)

Learn to use two free Google programs in your tutoring sessions: Docs and Jamboard. Both can be used interactively during online tutoring using a computer. You should know how to share your screen to benefit from this workshop. RSVP by July 14 to Laura at 510-307-9937 or [Laura.hydeman@library.cccounty.us](mailto:Laura.hydeman@library.cccounty.us).

### ESL Tutor Workshop: Supporting Conversation


**Thursday, August 17, from 2-3:30 pm on Zoom** (link sent after RSVP)

Are you working with a beginning level ESL learner and seeking resources, tips, and strategies for conversation support?

Register by emailing [psc@library.cccounty.us](mailto:psc@library.cccounty.us) by August 11.

# News for Learners & Tutors

## Meet This Learner!



Kerreta F. has worked on many goals over her five years at PSC, but her biggest so far is reading a book from front to back! She is working with her second tutor, Jane, and works supervising kids at a school.

“Kerretta is amazing! She is so committed and such a hard worker that her reading has improved by two years in the year we have worked together,” said Jane.

Q: What is one word that describes you?

A: Kind

Q: What makes you happy?

A: Reading

Q: What is one thing you're really good at?

A: Making people laugh

Q: Do you have a hero? If so, who?

A: My mom.

Q: Name one big wish for your family.

A: For my siblings to spend more time together

Q: Do you have **advice** for PSC tutors?

A: Keep up the good work!

Q: Which is better:

Cats or dogs? **Both (laughs)**

Cake or pie? **Cake**

Spring or Fall? **Spring**

Q: What's your favorite...

Ice cream flavor? **Chocolate**

Day of the week? **The weekend!**

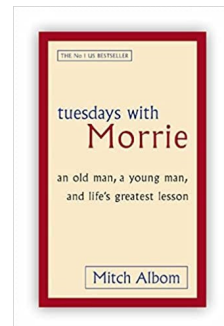
Holiday? **Christmas**

## Learner-Tutor Book Club

*Tuesdays with Morrie*, by  
Mitch Albom

**September 13, 6-7 pm, at  
the PSC Concord Office**

Book Club is a fun, no-pressure way to enjoy a book with PSC friends.



Please ask PSC for the book and/or audiobook. Read or listen alone or with your tutor. Then come to the meeting to talk about the story with other PSC learners and tutors. What did you like? What didn't you like? Does it remind you of something or someone in your own life?

*Tuesdays with Morrie* is about the relationship between the author and his **mentor** during the last months of the older man's life. We're excited to chat with you about this **touching** story!

## Free Computer Help

Our State and Contra Costa County Libraries are offering free computer help! A “digital navigator” will speak with you by phone.



They can help you use online resources, find low-cost internet service or technology, or teach you basic computer skills. They speak Spanish, too.

To learn more, visit <https://ccclib.org/digital-navigators/>. You can also call 1-800-790-5319 or text 626-873-8396.

# News for Learners and Tutors

## Welcome, New Tutors!

Annessa Fort

Anita Morrow

Azam Rasuli

Cheryl Carter

Edith Henchey

Elaine Yacorzynski

Gitte Sommer

Glen Teshima

Jane Ramsey

Jerry Cole

Jo Lau

Julie Lutz

Kathleen Ray

Kathleen Maclay

Katie Wills

Liz Vollmer

Margaret Livingston

Mary Wainright

May Patel

Nicole Haven

Paul Whetstone

Regina Chulani

Rosemary Mark

Sara Chung

Sharon Ewen

Susan McKinney

Tatiana Dutra e Mello

## Learner Travel Help Available

Learners, we know that transportation is expensive right now. Does this make it hard for you to come to tutoring? PSC, Inc. will be buying Clipper cards and Lyft and Uber gift cards to help learners with travel to tutoring.

If you would like to request a card, please fill out this form online: <https://tinyurl.com/PSCtravel23>. You can ask your tutor or call the PSC office for help. We will be giving the first cards away in early September to learners who complete the form by **August 15**.

## Learner Accomplishments

### Learner Completions

**Cendy B.**—*Charlotte's Web* with Carole T.

**Eunjoo K.**—*The Secret Garden* with Judy B.

**Tamam J.**—*Challenger 5* with Ward H.

### Learner Achievements

**Daphne S.** took the written **portion** of her driver's test and passed it on the first try. Way to go, Daphne!

Congratulations to new US citizen, **Nery R.!** He passed the citizenship exam after working with tutor Dan T. We are so happy for you, Nery!

**Simone S.** earned her driver's license! How exciting, Simone!

Congratulations to **Yanina B.** for winning PSC, Inc.'s t-shirt design contest! The Inc. board liked Yanina's drawing because it showed how tutors and learners work together to grow. Thanks to everyone who shared their art for the contest!

After several months of working with tutor Terry S., **Yuko M.** has found the perfect job! Congratulations, Yuko!



# News for Tutors & Learners

## PSC Community Celebration was a Hit!

On June 10, we hosted a PSC Community Celebration at the Pleasant Hill Library. We were happy to see many learners and tutors there.


We gave copies of *In Our Words, Volume 10*, heard learner Martha S. read her beautiful story, celebrated our wonderful learners and tutors, and enjoyed time together. We can't wait for next year's event!



Martha S. and family with PSC's Leslie



2,000 hour tutors with PSC's Laura



Everyone was excited to read *In Our Words*!



PSC's Christina and Matilde served cake



1,500 hour tutor Suzette L. with PSC staff

### Thank You to Our Event Sponsors!

Peet's Coffee (Veranda)  
PSC, Inc.  
Safeway (Contra Costa Blvd.)  
Trader Joe's (Concord Blvd.)

## Tutor Award Winners

### 500 Hours of Service

Carol Stamenson  
Carole Taunton  
Dan Thomas  
Don Dudan  
Jennifer Hansen  
Judy Brennan  
Julie Haselden  
Katy Arcuri  
Linda Searls  
Marie Delahaye  
Michael Marable  
Rich Viglienzoni  
Sally Schroers  
Susan Rosenberg  
Trina Hodges

### 1,000 Hours of Service

**Bev Farrell** has worked with three learners since 2018. She and her learner, Judy, have been working nonstop since day one. Bev is a patient and knowledgeable tutor who is able to keep up with Judy's wonderfully curious mind—no small task.

**Damon Toroian** has been tutoring since 2017. He has worked with two learners in his time with PSC. He is very patient, loyal, and encouraging! His current learner, Manuela, now writes with more confidence and fewer grammar errors.

**Judi Karcher** tutored for PSC many years ago and returned in 2019. Since 2019, she has helped two Wilson learners meet their goals. She is always helping PSC, from baking for a PSC training to speaking about PSC on a morning tv show!

**Sandra Cornish** has served four learners since 2015 and was using virtual tutoring

before the pandemic! She is very flexible, meeting at unusual hours to **accommodate** her learners as they travel.

### 2,000 Hours of Service

For more than thirteen years, **Cynthia Ding** has been a **dedicated** tutor. She has worked with three learners, including ten years with her current learner, Vicky! Cynthia is always positive and willing to help PSC out in whatever way she can.

Though recently “retired,” **Judy Anderson** tutored three learners since 2009. Her matches were famously long-lived. Judy's learners always knew they could rely on her **consistency** and kind support.

What would PSC do without **Marc Hanson**, who has tutored eleven learners in eleven years—up to three at once? Marc has helped his learners get jobs, get into dental school, learn to love reading, and even pass the high school **equivalency** exam. Marc has **gone the extra mile** to help his learners reach their goals.

Since 2012, **Marilyn Lloyd** has supported four learners, working on everything from GED prep to *The Wizard of Oz*. Even when she has worked with more than one learner at a time, Marilyn always submits the most **detailed** calendars!

Since 2015, **Sandy Stright** has worked with four PSC learners—sometimes two at once. She is so very knowledgeable and willing to **go above and beyond** to support her learners as they master literacy skills, especially grammar.

**Sue Klingman** has tutored seven learners since 2008. Her experience as a **speech pathologist** has made her an especially effective Wilson tutor, but she recently started tutoring her first ESL learner. She is a caring woman of many talents.

# Family Literacy Corner—For Learners & Tutors

## It's Summer Reading Time!

Learners, if you have a child ages 6-12, we sent you a summer reading kit in the mail in June. We hope your child will enjoy the book and game during the summer break from school.



For more ideas for summer learning, visit <https://ccclib.org/summer/>. Libraries will have many summer learning activities for kids and teens in June, July, and August.

---

## You're Invited! PSC Family Game Night, July 25

Learners and tutors, join us for fun and games with our family literacy program. This event will be at the PSC office in Concord from 6-7:30 pm. Bring the whole family – children, grandchildren, parents, and grandparents – for an evening of games, conversation, and friendly **competition**. **Light refreshments** will be served. We hope to see you there!



---

## Exploration Stations

Find out how you can make small changes to protect our planet at an **Exploration Station**. PSC will be there with a fun and **nature**-friendly craft for kids. These events are for all ages.

Thursday, June 29 at the Pinole Library from 11:00am – 1:00pm  
Tuesday, July 11 at the Danville Library from 1:00pm – 3:00pm



# Activities for Learners & Tutors

## Prepositions and Time

Prepositions are the small words that connect a noun or **noun phrase** to other words in a sentence. They are often used to show place, time, or direction. Some examples of prepositions include at, beneath, by, in, over, through, towards, and under.



Sometimes, it can be hard to know what preposition to use. Do we say **on** New Year's Day, **at** New Year's Day, or **in** New Year's Day? These three words (at, in, on) are used for time. And there are some guidelines that can help you use them correctly.

- If you are talking about an exact time, use *at*: "We went to the movie *at* 8 p.m."
- If you are talking about a year or a large amount of time, like many days or months, use *in*: "She plans to go to China *in* the summer."
- If you are talking about an exact day, use *on*: "I am going to a party *on* New Year's Day."

Write the following words/phrases in the chart below to show which preposition (at, in, on) you would use with it. The answers are on page 10.

sunset                      1:00 p.m.                      August 21<sup>st</sup>                      noon                      the 1980s  
 dinnertime                      the winter                      your anniversary                      September                      the last day  
 the Fourth of July                      2020                      Tuesday                      the future                      this minute

At	In	On

## Sentence Starters for Journals

Keeping a journal is a great way to practice your writing skills, add to your vocabulary, and stay **mindful**. Here are some sentence starters to get you going...



The best gift I ever received was...  
 If I had a million dollars, I would...  
 My favorite music is...

The best thing I ever did was...  
 ...makes me feel good.  
 I could not live without...

I wish...  
 I like people who...  
 Someday, I will...



## Ten Ways to Use *In Our Words* During a Tutoring Session



- 1) Did one particular story surprise or move your learner? Ask them to write a response to the story's author explaining their reaction. (You don't really have to send it, but you can contact your TLC if your learner wishes to do so.)
- 2) Create a word search for new vocabulary or a crossword puzzle for story comprehension using the tools at [puzzlemaker.discoveryeducation.com](http://puzzlemaker.discoveryeducation.com).
- 3) Photocopy a story with lots of prepositions. White out all the prepositions and see if your learner can fill in the blanks with the correct (or similar) words. Tip: it helps if you give them a list of the missing words.
- 4) Keep a list of new vocabulary as your learner reads the stories. Challenge your learner to write their own story using as many of the new vocabulary as possible.
- 5) For a beginning writer: Find some interesting but simple sentences in a story your learner enjoyed reading (e.g. May dropped the jar of kimchi on the floor.) Type the sentences up, print, then cut the sentence into single words (do not mix multiple sentences together). Have your learner put the words in the correct order. Are there other possibilities? Would it change the meaning if so?
- 6) For a more advanced writer: Photocopy a shortish story (or retype it) and cut it up into sentences. Have your learner try to arrange the sentences in the correct order. Is there only one way the story makes sense or are there others?
- 7) For a learner working on grammar: Pick a story that is written in the past tense. Have your learner circle all the verbs patterns. Are they all the same pattern? Why did the writer choose the ones they did? Are any new? Discuss, model, review. Then have your learner write their own past tense story.
- 8) Summarizing is a skill. Read a long story. Ask your learner to underline the 5-7 most important points in the story. Then ask them to use only those points to write a paragraph summary of the story.
- 9) Type up a story without any punctuation or capitalization, then ask your learner to correct it. Have them compare to the real story to check their work.
- 10) Brainstorm with your learner about an event or person or feeling that they'd like to write about for the next issue of *In Our Words*.

You can check out past years' *In Our Words* from the library collection: <https://tinyurl.com/InOurWordsArchive> or ask your TLC for a copy.

# Glossary

- a hit**  
something that is successful or popular
- accommodate**  
To give someone with what they need
- advice**  
tell someone what you think they should do
- competition**  
an event where people play to win
- consistency**  
the quality of always being the same so that others can depend on you
- dedication/dedicated**  
the work you put into something you care about; working hard for what you believe in
- detailed**  
having a lot of information
- equivalency**  
something with the same value or meaning
- exploration**  
a search to learn more
- evacuating**  
leaving quickly because of an emergency
- eye-level**  
at the same place as someone's eyes
- go above and beyond**  
to put in extra work
- gone the extra mile**  
put in extra work
- light refreshments**  
small things to eat or drink
- mentor**  
an experienced person who gives advice; a trusted guide or teacher
- mindful**  
Being aware of your thoughts and feelings
- nature**  
Things in the world that aren't made by humans, such as plants and animals
- navigator**  
a person whose job is to plan how to go somewhere
- noun phrase**  
a group of words that represent a person or thing
- portion**  
a small part of something bigger
- speech pathologist**  
a person whose job is to help others with speaking problems
- sponsors**  
people/ businesses who give help or money
- station**  
A place where a certain thing happens
- touching**  
making you feel emotions

Answers to "Prepositions" activity (page 8):  
AT: sunset, dinner time, 1:00 p.m., noon, this minute  
IN: the winter, 2020, September, the future, the  
1980s  
ON: the Fourth of July, August 21<sup>st</sup>, your anniversary,  
Tuesday, the last day